


Welcome Back Freshmen and Sophomores



March 19, 2021

**WE WORK
HERE!**

work hard • work together • allow others to work
Fort Hayes MEC | THE FORT

Mission Statement

The Fort Hayes Metropolitan Education Center's mission is to create expectations of excellence within students through challenging and collaborative learning, by blending the arts, academics, and career programs.



Who are the Administrators?




Dr. Milton Ruffin - Principal/Director

Mrs. Crystal Sanders - Assistant Principal , Career Center

Ms. Amanda Harding - Assistant Principal Grade 12

Dr. Tony Anderson - Assistant Principal, Grade 10-11

Dr. William Anderson - Assistant Principal, Grade 9



Ms. Lauren Peterson (Students A-K)
Ms. Kristen Gillman (Students L-Z)
Ms. Lisa Kliner (IAT, 504 & AP)

Who are the School Counselors?
Offices located in Building 101, 1st Floor

Additional Resources

Internship Coordinator: Marsee Waddell

School Nurse: Cynthia Hendricks

School Psychologist: Kristen Neimeyer

School Social Worker: Joy Hostetler

Special Ed. Coordinator: Alyx Zavodny



Building Restrictions

All buildings, with the exception of Building 110 Cafeteria, are closed to students prior to 7:15 AM.

Lunch access is limited to Building 110 Cafeteria, the courtyard outside of Building 110 and the oval (weather permitting)



Students may not enter any other building during lunch without a pass from a teacher.

Schedules

Schedules are posted on Infinite Campus

Locker information is at the top of the schedule

Cohort information can be found on the attendance tab of Infinite Campus



Grad Requirements: Credits

22 Specific Credits Required:

- 4 Credits - English
- 4 Credits - Math
- 3 Credits - Science
- 3 Credits - Social Studies
- 1 Credit - Academic Elective (addtl SS or Sci)
 - 1 Credit - Technology
 - 1 Credit - Fine Arts
- 0.25 Credit PE I & 0.25 Credit PE II
 - 0.50 Credit - Health
 - 3.0 Credits - Electives
- 1.0 credit - Internship (120 Hours of Community Service)

School Culture

**WE WORK
HERE!**

work hard • work together • allow others to work

Fort Hayes MEC | THE FORT

WE WORK HERE

Work Hard - Work Together - Allow Others To Work

- Follow the Dress Code and be prepared to dress for weather
- Bring a copy of your schedule
- Arrive 10 minutes before your scheduled bus time
- Report to Building 110 (Cafe) when you exit the bus
- Put your cell phone away and on silent/vibrate
- Have an excellent attitude
- Prepare for multiple procedures, and directions, from multiple adults
- Only attend classes that are on your schedule regardless of the situation

Chromebooks

- The Chromebook screen can be damaged if subjected to rough treatment. Chromebooks are particularly sensitive to damage from excessive pressure on the screen.
- Bring **Charged** Chromebooks to school
- Replacements are limited (Ms. Hogan = Contact)

Dress Code

NO...

- SHORTS
- No Sagging
- FLIP FLOPS, SLIDES, SHOES WHERE STUDENTS FEET ARE UNPROTECTED
- Halter tops, Tube Tops, Spaghetti Strap Dresses, MUSCLE SHIRTS or BASKETBALL JERSEYS (WITHOUT AN UNDERSHIRT)
- SEE THROUGH CLOTHING OF ANY KIND
- Bare Midriffs
- Handkerchiefs or Bandanas, or Gang affiliated paraphernalia
- HATS INSIDE OF BUILDINGS
- CLOTHING OR JEWELRY THAT ADVERTISE OR PROMOTE ALCOHOL, DRUGS, TOBACCO, OR FIREARMS OR CULTURALLY INAPPROPRIATE OR OFFENSIVE SOCIAL MESSAGING, CLOTHING THAT CONTAINS PROFANITY
- All skirts at least 2 inches from the knee

FAMILIES: WE WILL CALL AND ASK SOMEONE TO BRING A CHANGE OF CLOTHING

HOW TO PROPERLY WEAR A FACE MASK



DON'T

wear your
mask below
or low on
your nose



DON'T

leave your chin
exposed
or let your mask
hang loosely
with gaps
around your face



DON'T

wear your mask
under your chin
or temporarily
remove it
in public



DO

wear your mask
up to the top
of your nose
and under your chin;
snug and
without gaps

Weather





Fort Hayes Arts & Academic High School Campus



Campus Map

Grades 9 & 10 Transition to Blended Learning

Cohort A will start on **Monday, March 22** - transition to a blended learning model, which means they will attend classes on campus two days per week (Monday/ Tuesday) and at home three days per week (Wednesday, Thursday, Friday).

Be sure to mark your attendance in Infinite Campus on the days you are asynchronous.

Grades 9 & 10 Transition to Blended Learning

Cohort B will start on **Thursday, March 25** - transition to a blended learning model, which means they will attend classes on campus two days per week (Thursday/Friday) and at home three days per week (Monday, Tuesday, Wednesday).

Be sure to mark your attendance in Infinite Campus on the days you are asynchronous.

Fort Hayes Schedule

Monday ODD Cohort A
Tuesday EVEN Cohort A
Wednesday Asynchronous ALL
Thursday ODD Cohort B
Friday EVEN Cohort B

<u>MON/THURS</u>	<u>TUES/FRI</u>
<u>TIME</u>	

PERIOD

PERIOD

1

2

7:30-8:50

3

4

8:55-10:15

5

5

10:20-11:00

6

6

11:05-11:45

8

11:50-1:10

10

1:15-2:35

**WE WORK
HERE!**

work hard • work together • allow others to work
Fort Hayes MEC | THE FORT





01

**Enter & Exit Building
Hallway
Classroom**

Entering and Exiting the Buildings

1. Everyone entering the school must have a face mask
2. Social distancing must be practiced (minimum of six feet) at all times
3. Staff and Student Entry through main entrance of buildings (only)
4. Exit procedures by building
5. Elevator is clearly marked for single person use



Walking in the Hallway (remainder of this school year)

1. Follow all direction signage (controlled movement patterns)
 3. Social distancing must be practiced (minimum of six feet) at all times
2. Line up outside classroom while teacher is sanitizing and wait to be admitted, unless directed otherwise
 4. No Congregating or “loitering” (normally we support students socializing at the appropriate time)



Classroom

Students will line up in the hallway and enter the classroom when prompted

Students will sanitize their hands upon entry

Students will maintain social distancing and follow all classroom rules

Students will exit the classroom when dismissed by the teacher





02

Lunch
Restroom
Water

**WE WORK
HERE!**

work hard • work together • allow others to work
Fort Hayes MEC | THE FORT

Lunch Procedures

- 1) Students are encouraged to eat outside and dispose of trash in bins provided (weather permitting)
- 2) If there is space, students may eat in the cafeteria as long as social distancing measures are taken, students face the same direction
- 3) Food will be packaged in a “grab and go” container
- 4) Students must wash and/or sanitize hands prior to eating
- 5) Food will be picked up in the cafeteria by individual students utilizing a socially-distant, staggered line and then taken to the designated eating area with overflow rooms for lunch (cafeteria building 63)
- 6) Administrators and on “Duty” individuals will direct students entering and leaving.

LUNCH Areas

- 9th grade (west campus lawn or 110 cafe)
- 10th grade (west campus lawn or 110 cafe)
- 11th grade (east campus lawn or CC cafe)
- 12th grade (east campus lawn or CC cafe)

wanderson8523@columbus.k12.oh.us

+614 365 6681

<https://www.ccsok.us/forthayeshs>

LUNCH Areas, Continued

- Seniors and Juniors will be in the Career Center for lunch
- Freshmen and Sophomores will be in 110 and 63 for lunch
- Fill up the large areas first then use smaller classrooms for overflow
- Students may enjoy a privileged option of having lunch outdoors following the social distance guidelines
- Masks can only be removed at outdoor lunch while eating
- Students are not allowed to play contact sports or share balls

**WE WORK
HERE!**


work hard • work together • allow others to work
Fort Hayes MEC | THE FORT

Restrooms

Bathroom use does not exceed established cap
maximum 2 occupancy at once.



Students must wash their hands when finished and disinfect them when they return to the classroom.



Students are not allowed to use restrooms during class changes or lunch periods without permission.



Student Bathroom Usage
(Student sign in/out log for each classroom)

Water

- Drinking fountains are turned off and covered/labeled; not to be used
- Students can get a water bottle twice a day or when needed



03

Bus
Moving Through Campus
Social Distancing

Bus



Wear your mask at the
bus stop and on the bus



Socially distant, 6 ft
apart - no
changing/moving
seats



Students will sanitize
hands when entering
the bus



Moving Through Campus



Appropriate signage, decals, etc. are clearly displayed throughout the building (classrooms, common areas, doors, hallways, arrival, and dismissal spaces) depicting mask usage, social distancing, directionality, hand washing (where applicable), etc.



Items (coat, bag, Chromebook, etc.) will stay with the student the entire day (unless they request to secure belongings in their personal locker)



Students will remain in continuous motion. No loitering or clustering in groups as we've previously stated

DISMISSAL

Check with your teacher about
bussing before the end of day.

wanderson8523@columbus.k12.oh.us

+614 365 6681

<https://www.ccsch.us/forhayeshs>



04

**Exposure Procedures
Before School
Procedures
Handwashing**

Exposure Procedures



If a student exhibit symptoms of Covid-19 while at school, they will be put in a separation room and sent home.

A designated space (the conference room in building 101) and backup space (the security office in building 101) have been identified to use as separation rooms where a student with suspected COVID-19 symptoms can safely isolate until a guardian can pick them up.



Students must be picked up within 30 minutes after they have been placed in a isolation room.

Before School Procedure

Daily Health Assessment, including temperature checks, before arrival to school all which are included in our back to school informational packet

Staff, students, and families have all been informed to not report to school if any of the following are true:

- o A fever of 100.4 F or greater in the previous 24 hours
- o Experienced any of the following symptoms: fever, cough, sore throat, loss of taste or smell, nasal congestion or runny nose, fatigue, headaches, body aches, nausea, vomiting, and/or diarrhea
- o Been in contact with anyone with a confirmed case of COVID-19 within the last 10 days (within 6 feet for more than 15 minutes)

Hand washing

Hand washing should take place:

- Upon entering the school
 - Prior to eating
 - After using the restroom
 - After a cough or sneeze
 - If hands are dirty
 - Prior to leaving the school
- Soap and water for at least 20 seconds (when possible)

Social Distancing



Maintain 6 ft spacing at all times

Wear your mask at all times

If you forgot your mask, we can give you another one

THANKS!

Do you have any questions?



wanderson8523@columbus.k12.oh.us
+614 365 6681

WE WORK HERE!



work hard • work together • allow others to work

Fort Hayes MEC | THE FORT